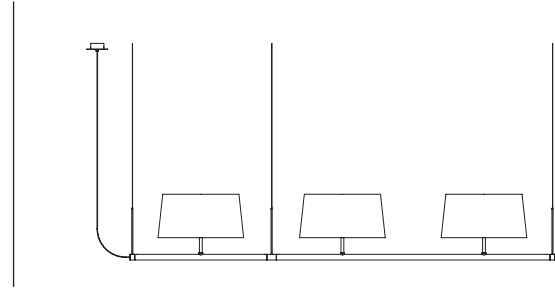


Sistema Gran Fonda

Gabriel Ordeig, 1990








Pendant lamps



A large-scale version of its predecessor Sistema Fonda, it is also a modular line of light formed by imposing ribbon or white linen shades where each segment accommodates one or two light sources and incorporates a lower diffuser disk.

GENERAL DESCRIPTION

Satin nickel tubular structure for 1 or 2 lampshades.
 Shade available in 7 finishes.
 Each lampshade includes a translucent white diffuser disk.
 S&C satin nickel metallic canopy. Suitable for side entry adaptor.
 Maximum 1200W per line (6A). One connection per line.
 Junction Box adaptor included Ø 11,7 cm / 4.6" (UL market).
 Electric cable length: 3 m / 118.1"

	Natural ribbon		Terracotta Raw Color ribbon
	Red-amber ribbon		Green Raw Color ribbon
	Black ribbon		Mustard Raw Color ribbon
			White linen

LIGHT SOURCE

Recommended light sources:
1/2x LED bulb: 10 W
1/2x Compact fluorescent: 20 W
1/2x Incandescent: Máx. 100 W
 E27 - E26
 (Max. hgt. 125 mm / 4.9")

Light source not included.
 Compatible with bulbs of the Energy efficiency class (E.E.C): A++... E.
 Suitable only for indoor use.
 Always use the light source recommended or equivalent.

Input voltaje: 100, 120, 230 Vac.
 (50 Hz / 60 Hz). According to destination.

