

## Cirio Lineal

Antoni Arola. 2010  
Pendant lamps



Porcelain



Glass



Brass



Cirio Lineal creates long lines of light by fitting together successive structures.

Cirio is a system that provides customisable solutions for vertical lighting by combining structures, shades and light textures. The pendant lamp can be used alone or arranged in rows or clusters to illuminate larger areas, in forms such as the Chandelier, Cascada, Circular, Lineal, Oval or Múltiple. A perfect combination of repeated elements. The fusion of technology and tradition; innovation through craftsmanship. A truly unique lighting experience.

### General description:

Capsule with LED module, translucent white diffuser and heat sink with black matte finish.

3 lampshade options: white porcelain, white opal glass and polished brass.

Matte black aluminium structure.

2 options of adjustable matte black metallic canopy with built-in equipment:

Circular (CE Market): regulation DALI / DSI / SWITCH DIM

Rectangular: regulation 1-10V / DALI. (Not included external dimmer switch).

S&C LED capsule suitable with HeadLed System lampshades.

Suitable for Junction Box (UL market).

Electric cable length: 5 m / 196.8"

### Approximate weight (unpacked):

Cirio Lineal (with ceiling plate and porcelain lampshade): 7,5 Kg / 16.5 lb

Cirio Final (with porcelain lampshade): 4,5 Kg / 10 lb

### Lampshades:

Porcelain: 0,5 kg / 1.1 lb

Glass: 0,6 kg / 1.3 lb

Brass: 0,3 Kg / 0.7 lb

## Cirio Lineal

Antoni Arola. 2010  
Pendant lamps

### Technical information:

Light source included (dimmable):  
LED module

#### Circular canopy (European version):

Rated input wattage (LED capsule): 3,7 W  
Rated input wattage: 18,5 W  
Operating current: 350 mA  
CCT: 2.700 K  
CRI: 90  
Lifetime: 40.000 h  
Luminous flux:  
Porcelain: (5) 610 lm / (10) 1.220 lm  
Glass: (5) 2.080 lm / (10) 4.160 lm  
Brass: (5) 655 lm / (10) 1.310 lm

#### Rectangular canopy:

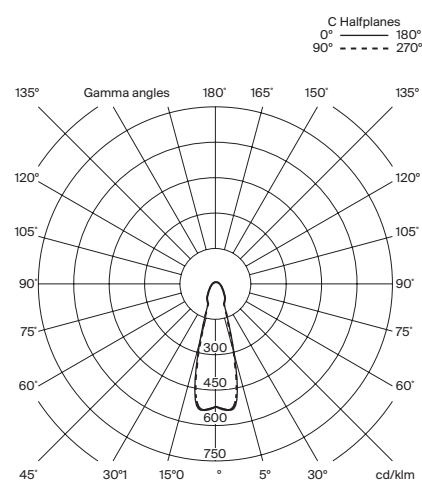
Rated input wattage (LED capsule): 7,7 W  
Rated input wattage: 38,5 W  
Operating current: 700 mA  
CCT: 2.700 K  
CRI: 90  
Lifetime: 40.000 h  
Luminous flux:  
Porcelain: (5) 1.110 lm / (10) 2.220 lm  
Glass: (5) 3.275 lm / (10) 6.550 lm  
Brass: (5) 1.185 lm / (10) 2.370 lm

Built-in LED.

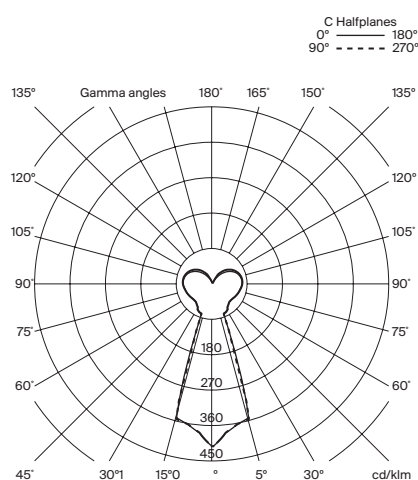
Suitable for dimming.  
Not included external dimmer switch.  
Suitable only for indoor use.

Input voltage: 120 ~ 277 Vac.  
(50 Hz / 60 Hz). According to destination

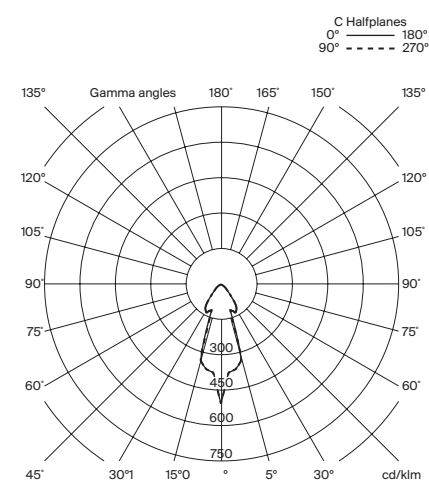
### White porcelain lampshade



### White opal glass lampshade



### Brass lampshade



### Regulations:

European version  
UNE-EN 60598  
UNE-EN 55015  
UNE-EN 62031  
UNE-EN 60529  
UNE-EN 61000-3-2

American version  
Dry and damp location  
UL-1598  
UL-8750  
E-336377

### Maintenance:

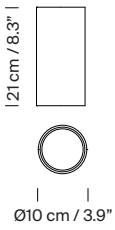
Clean with a smooth cloth. Do not use ammonia, solvents or abrasive cleaning products.

### Others:

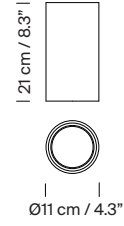
The lamp is delivered in different packages.  
The assembly instructions are delivered with the product.

**Modelo:** Lampshades

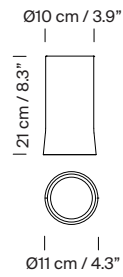
**White porcelain**



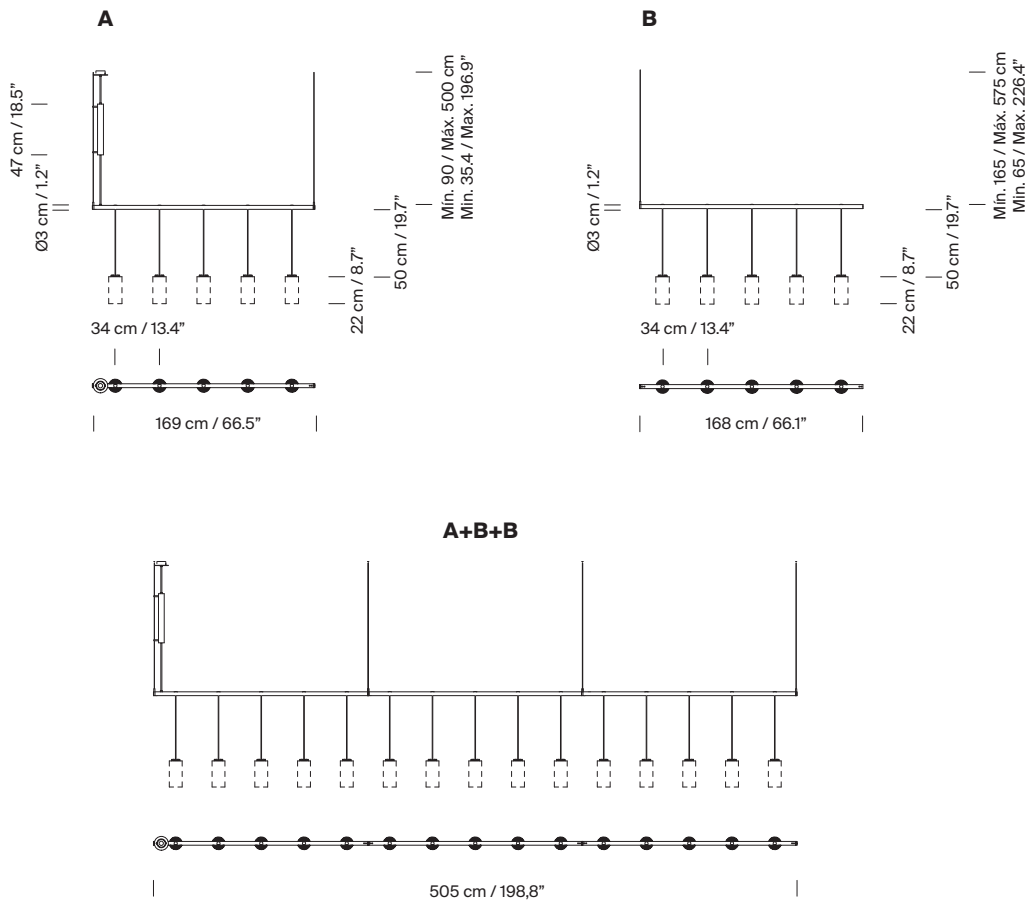
**White opal glass**



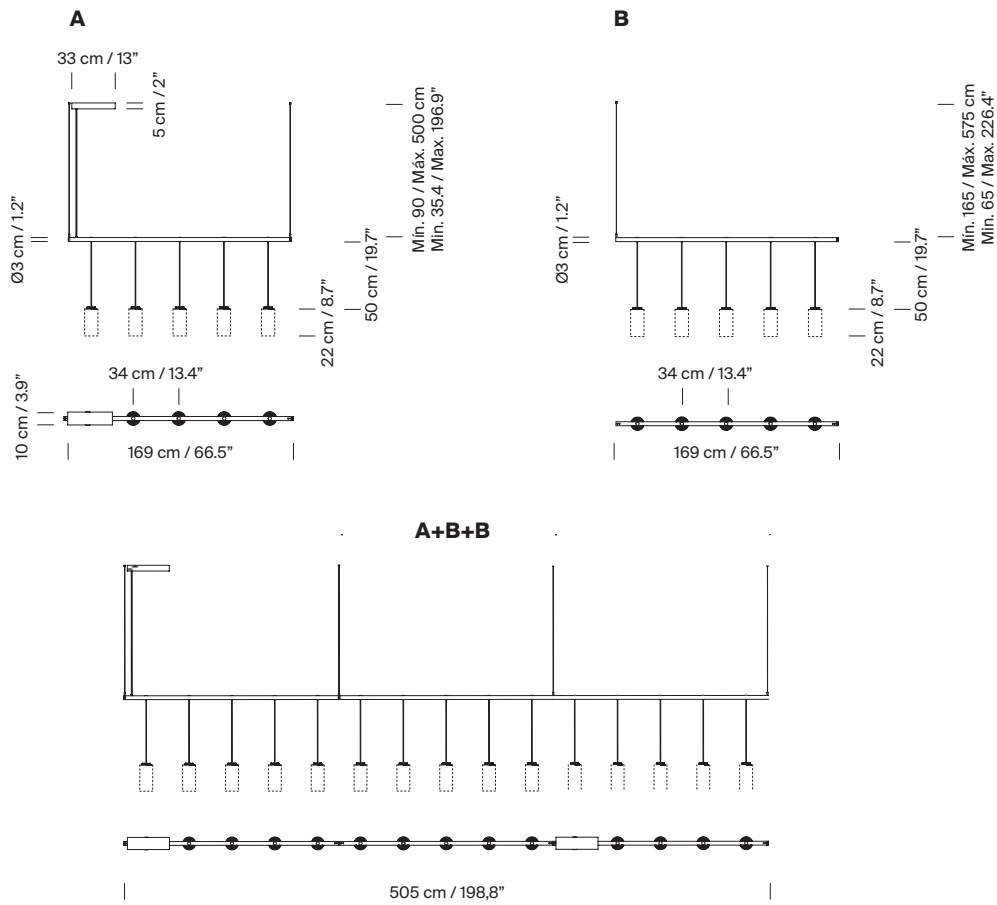
**Brass**



**Modelo:** Cirio Lineal - Circular canopy (CE market)



**Modelo:** Cirio Lineal - Rectangular canopy



**Collection:**  
 Pendant lamps



Cirio Simple



Cirio Múltiple




Cirio Cascada



Cirio Circular



Cirio Lineal



Cirio Chandelier

**Wall lamps**



Cirio