

Cirio Cascada

Antoni Arola. 2017

Pendant lamps



Porcelana



Vidrio



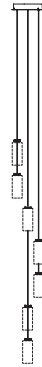
Latón

5 Circular



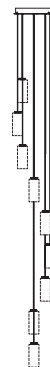
A

7 Circular



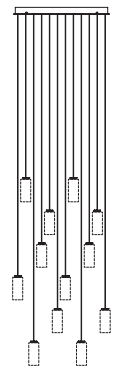
B

9 Circular



C

12 Rectangular



D



Cirio Cascada features a compact, ornamental design. This shimmering cascade of light lends a warm atmosphere to large spaces; ideal for staircases and high ceilings of different heights.

Cirio is a system that provides customisable solutions for vertical lighting by combining structures, shades and light textures. The pendant lamp can be used alone or arranged in rows or clusters to illuminate larger areas, in forms such as the Chandelier, Cascada, Circular, Lineal, Oval or Múltiple. A perfect combination of repeated elements. The fusion of technology and tradition; innovation through craftsmanship. A truly unique lighting experience.

General description:

Capsule with LED module, translucent white diffuser and heat sink with black matte finish.

3 lampshade options: white porcelain, white opal glass and polished brass.

Matte black metal canopies family (3 circular options and 1 rectangular) with integrated equipment:

(A) Ø32 cm / 12.6" for 5 lampshades.

(B) Ø32 cm / 12.6" for 7 lampshades.

(C) Ø40 cm / 15.8" for 9 lampshades.

(D) 96 cm x 32 cm / 37.8" x 12.6" for 12 lampshades.

Suitable for Junction Box (UL market).

Electric cable length: 3 m / 118.1" - 8 m / 315"

Approximate weight (unpacked):

(A) 5 Circular*:

3 m: 7 Kg / 15.5 lb

8 m: 8 Kg / 17.6 lb

(B) 7 Circular*:

3 m: 9 Kg / 19.8 lb

8 m: 10 Kg / 22 lb

(C) 9 Circular*:

3 m: 12 Kg / 26.5 lb

8 m: 14 Kg / 30.9 lb

(D) 12 Rectangular*:

3 m: 18 Kg / 39.7 lb

8 m: 20 Kg / 44 lb

Lampshades:

Porcelain: 0,5 kg / 1.1 lb

Glass: 0,6 kg / 1.3 lb

Brass: 0,3 kg / 0.7 lb

*With porcelain lampshade

Cirio Cascada

Antoni Arola. 2017
Pendant lamps

Technical information:

Light source included (dimmable):
LED module

Rated input wattage (LED capsule): 7,7 W
Operating current: 700 mA
CCT: 2.700 K
CRI: 90
Lifetime: 40.000 h

(A)
Rated input wattage: 46,1 W
Luminous flux:
Porcelain 1.110 lm
Glass 3.275 lm
Brass 1.185 lm

(B)
Rated input wattage: 64,6 W
Luminous flux:
Porcelain 1.554 lm
Glass 4.585 lm
Brass 1.659 lm

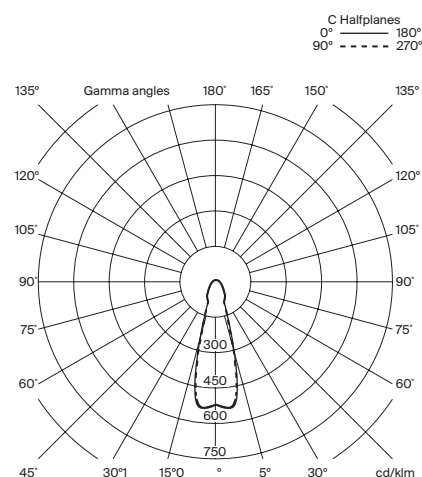
(C)
Rated input wattage: 83 W
Luminous flux:
Porcelain 1.998 lm
Glass 5.895 lm
Brass 2.133 lm

(D)
Rated input wattage: 110 W
Luminous flux:
Porcelain 2.664 lm
Glass 7.860 lm
Brass 2.844 lm

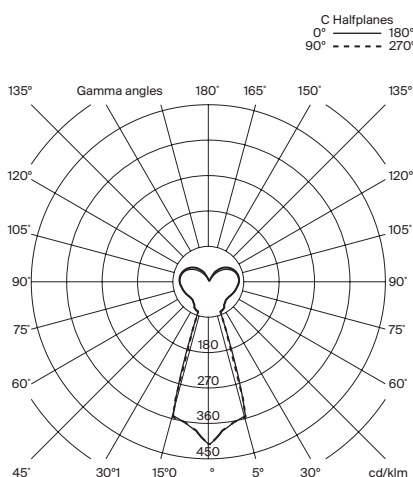
Built-in LED.
Suitable for dimming 1-10V.
Not included external dimmer switch 1-10V.
Suitable only for indoor use.

Input voltage: 120 ~ 277 Vac.
(50 Hz / 60 Hz). According to destination.

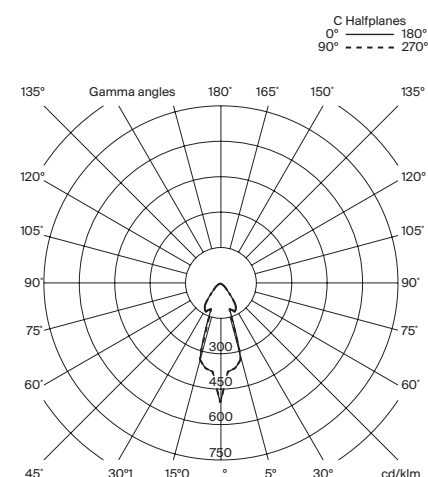
White porcelain lampshade



White opal glass lampshade



Brass lampshade



Regulations:

European version
UNE-EN 60598
UNE-EN 55015
UNE-EN 62031
UNE-EN 61000-3-2
UNE-EN 60529
UNE-EN 61347-2-13

American version
Dry and damp location
UL-1598
UL-8750
E-336377

Maintenance:

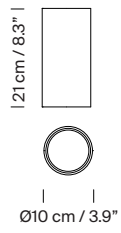
Clean with a smooth cloth. Do not use ammonia, solvents or abrasive cleaning products.

Others:

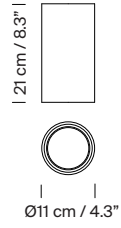
The lamp is delivered in different packages.
The assembly instructions are delivered with the product.

Model: Lampshades

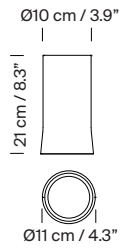
White porcelain



White opal glass

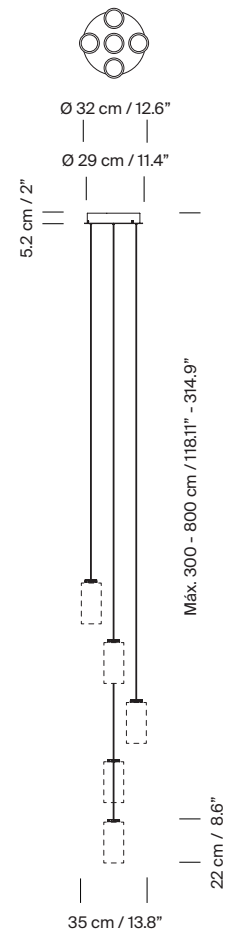


Brass

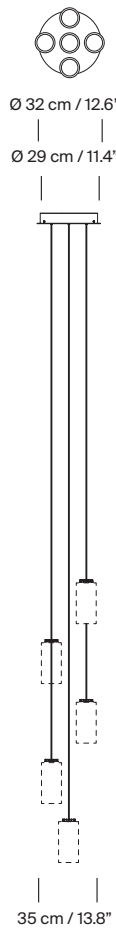


Model A: Cirio Cascada 5

Spiral composition

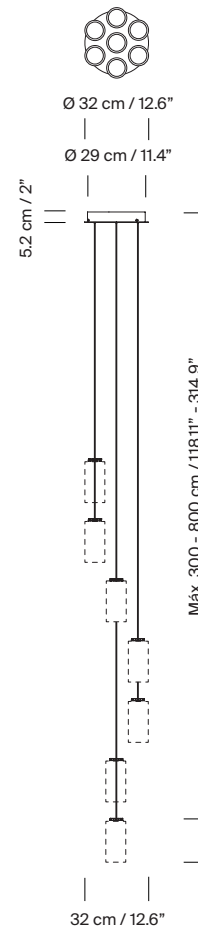


Random composition

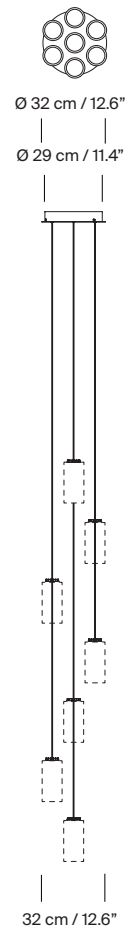


Model B: Cirio Cascada 7

Spiral composition



Random composition

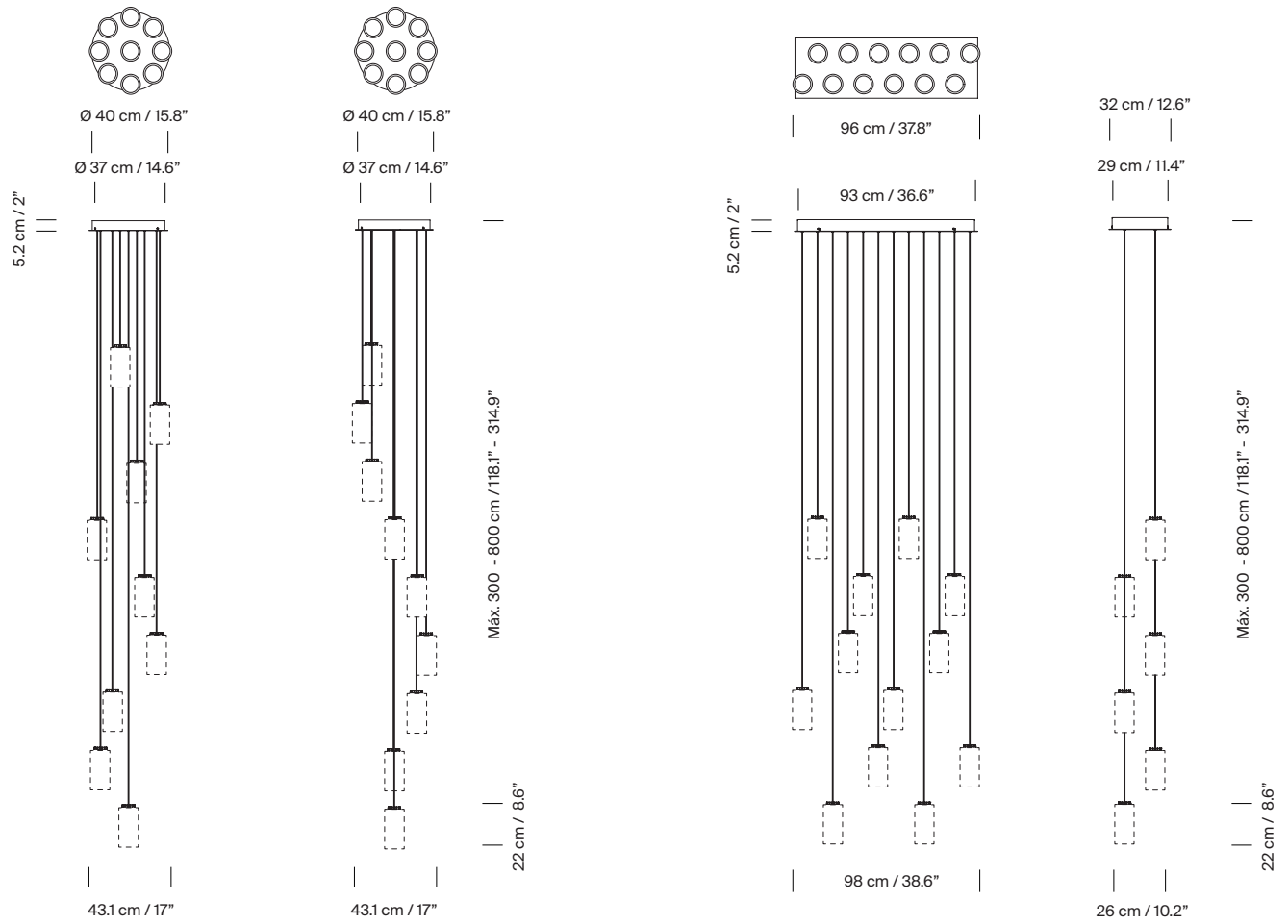


Model C: Cirio Cascada 9

Model D: Cirio Cascada 12

Spiral composition

Random composition



Collection:
 Pendant lamps



Cirio Simple



Cirio Múltiple



Cirio Cascada



Cirio Circular



Cirio Lineal



Cirio Chandelier

Wall lamps



Cirio