

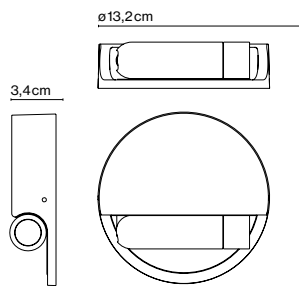
Ledtube R

Daniel López

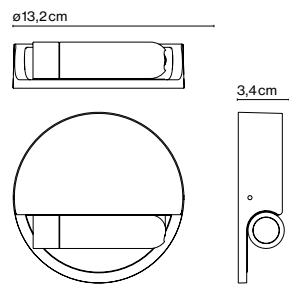
marset



Ledtube R left



Ledtube R right



Ledtube R

Light Source:
LED SMD 700mA 2,1W 2700K
CRI90 226,5lm

Luminaire:
100 - 240 VAC 4,25W 131lm

LED included

Optics



Injected aluminium structure and a frontal piece of transparent polycarbonate. Incorporated press button to switch on or off when folded away.

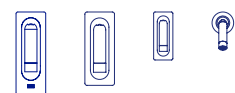
- Aluminium
- White (Ral 9010)
- Black (Ral 9005)
- Bronze



- [Download](#) Assembly Instructions
- [Download](#) 2D
- [Download](#) 3D
- [Download](#) Photometric data

info@marset.com
www.marset.com

Range



The orientable wall lamp is easy to use as the light turns on automatically when the Ledtube is opened, and turns off when it is closed.